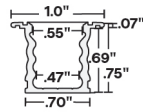





# ESSENTIALS FLUR™- ENCAPSULATED (03) RGB 24VDC Linear Fixtures - Recessed



- Deep flanged recessed fixture
- Features high quality LED strips encapsulated in polyurethane in a rigid extrusion providing a robust fixture
- Encapsulation available in clear or translucent
- Suitable for indoor and outdoor locations (IK10)
- Offered with an optional mounting tray
- Features two wire feed options
- Stainless steel mounting clips
- Features painted end caps to match extrusion finish or clear end caps to achieve seamless appearance of long runs
- Red, Green, and Blue LED allows for color changing applications
- Features 7 diodes per 2" cut point

1	2	3	4	5	6	7	8	9	10	11	12	13	14	15	16	17
PRODUCT	WATTS/ FT	CCT	RATED	EFFICIENCY	LENS	WIRE INPUT/ OUTPUT	CONNECTOR/ WIRE IN	CONNECTOR/ WIRE OUT	INPUT END CAP	OUTPUT END CAP	WIRE COLOR	WIRE TYPE	MOUNTING	FINISH	LENGTH (IN)	EXACT/ OPTIMAL
FL3RGB	6.0	RGB	ENC						STD	STD			SST			

Sample Part Number: **FL3RGB-6.0-RGB-ENC-WO-TL-P1-BW-BW-STD-STD-BK-CL2-SST-ST-48"-E**

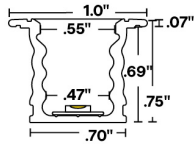
<div>1</div> <div>PRODUCT</div> <div>FL3RGB</div> <div>See following pages for compatible power supplies.</div>	<div>2</div> <div>WATTS/FT</div> <div>6.06.0W/ft</div>	<div>3</div> <div>CCT</div> <div>RGB</div>	<div>4</div> <div>RATED</div> <div>ENCIP67</div>	<div>5</div> <div>EFFICIENCY</div> <div>STDStandard</div> <div>WOWhite Optics</div> <div>WhiteOptics - Internal coating, greater lumen output</div>	<div>6</div> <div>LENS</div> <div>CLClear</div> <div>TLTranslucent</div> <div>For representation of LED visibility, see Diode Visibility section on following pages.</div> <div>For beam angles, see Photometric Performance section on following pages</div>
<div>7</div> <div>WIRE INPUT/OUTPUT</div> <div>S1Single 1 (Input only) - End Feed</div> <div>S2Single 2 (Input only) - Bottom Feed</div> <div>P1Pass Through 1 (Input/output) - End Feed</div> <div>P2Pass Through 2 (Input/output) - Bottom Feed</div>	<div>8</div> <div>CONNECTOR/WIRE IN</div> <div>BW Bare Wire (Standard 24")</div> <div>CON6Connector 6"</div> <div>CON24Connector 24"</div> <div>BW Bare Wire (Standard 24")</div> <div>CON6Connector 6"</div> <div>CON24Connector 24"</div>	<div>9</div> <div>CONNECTOR/WIRE OUT</div> <div>CLS Closed End (No feed)</div> <div>BW Bare Wire (Standard 24")</div> <div>CON6Connector 6"</div> <div>CON24Connector 24"</div>			
For continuous mounting, consider bottom feed		BW: Standard length is 24", Max length is 120". Request custom length by writing in part number next to BW (example: BW48)		BW: Standard length is 24", Max length is 120". Request custom length by writing in part number next to BW (example: BW48)	
<div>10</div> <div>INPUT END CAP</div> <div>STDStandard</div> <div>STD - End cap matches fixture finish chosen</div>	<div>11</div> <div>OUTPUT END CAP</div> <div>STDStandard</div> <div>STD - End cap matches fixture finish chosen</div>	<div>12</div> <div>WIRE COLOR</div> <div>WHWhite</div> <div>BKBlack</div>	<div>13</div> <div>WIRE TYPE</div> <div>CL2Class 2</div> <div>CL2PPlenum Rated</div> <div>CL2P only available with bare wire leads (BW)</div>		
<div>14</div> <div>MOUNTING</div> <div>SSTStainless Steel</div>	<div>15</div> <div>FINISH</div> <div>STSatin</div> <div>BKBlack</div> <div>CUCustom</div> <div>Custom finishes require a longer lead time, consult factory</div>	<div>16</div> <div>LENGTH (IN)</div> <div>Minimum length is 12", maximum length is 98" not including end caps. Contact us for lengths under 12".</div>	<div>17</div> <div>EXACT/OPTIMAL</div> <div>OOptimal Illumination</div> <div>EExact Specified Length</div> <div>Exact fixtures match the exact length you specify, but they may have dim spots at the ends. Optimal fixtures are slightly shorter than the length specified, but provide full illumination from end to end. See Exact/Optimal Fixture Length charts.</div>		



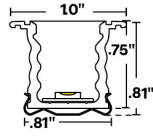
# ESSENTIALS FLUR™-ENCAPSULATED (03) RGB

24VDC Linear Fixtures - Recessed

## 1 PRODUCT - DIMENSIONS



Profile



Profile with stainless steel mounting clip

## 2 DELIVERED LUMENS

[Calculated L70 = 40000 hrs]  
Tested with FL3RGB-6.0-RGB-ENC-STD

	Red		Green		Blue		All
	LM/FT	WAVELENGTH	LM/FT	WAVELENGTH	LM/FT	WAVELENGTH	LM/FT
CL	45	633	92	523	26	469	147
TL	29	633	58	523	16	469	93

[Calculated L70 = 40000 hrs]  
Tested with FL3RGB-6.0-RGB-ENC-WO

	Red		Green		Blue		All
	LM/FT	WAVELENGTH	LM/FT	WAVELENGTH	LM/FT	WAVELENGTH	LM/FT
CL	50	633	102	523	29	469	163
TL	34	633	68	523	19	469	110

## 6 DIODE VISIBILITY



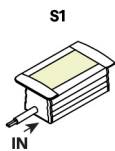
ENC/CL - Clear encapsulation  
ENC/TL - Translucent encapsulation

## TEMPERATURE RATINGS

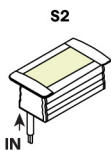
	6.0 W/FT	
	Min	Max
Ambient Operating Temp - Recessed	-13°F	90°F
Ambient Operating Temp - Surface	**	**

## 7 WIRE INPUT/OUTPUT

SINGLE (Input only)

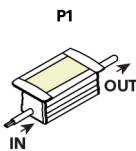


End Feed

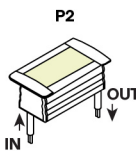


Bottom Feed

PASS THROUGH (Input/Output)



End Feed



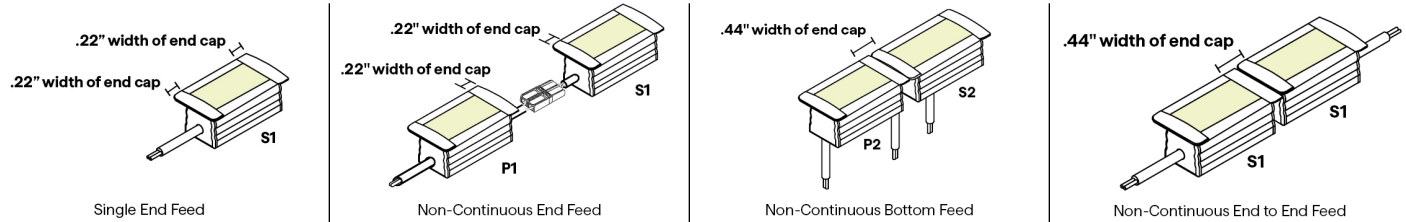
Bottom Feed



# ESSENTIALS FLUR™-ENCAPSULATED (03) RGB

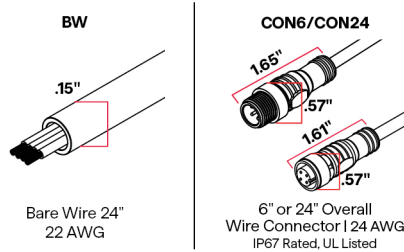
24VDC Linear Fixtures - Recessed

## CONFIGURATION OPTIONS



## 8 / 9 CONNECTOR/WIRE - IN/OUT

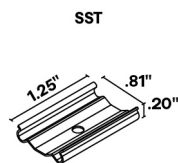
Connector/Wire In or Out not needed to specify product. Standard configuration is BW for Wire In and CLS for Wire out



## 12 WIRE COLOR



## 14 MOUNTING



Stainless Steel Clip

2 clips provided for 4' or less; 4 clips provided for greater than 4'

To order separately use SST-01

Each clip comes with a #4 x 5/8" Flat Head screw

## 15 FINISH



Custom finishes require a longer lead time, consult factory

## 17 EXACT/OPTIMAL FIXTURE LENGTH

[E/O Length Calculator →](#)

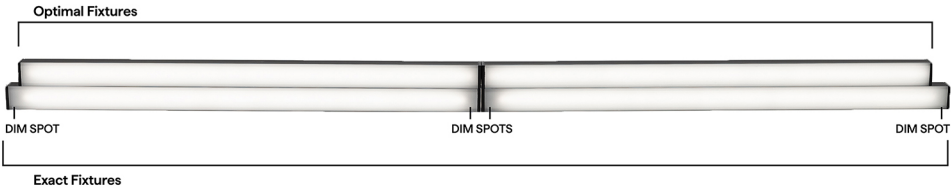
[E/O Explained →](#)

Exact fixtures are the exact length specified. Optimal fixtures' length is rounded down based on LED cut points to allow the fixture to be illuminated end to end. For runs with multiple fixtures that need to fill a specific length, it's recommended to order all optimal fixtures with an exact fixture at the end of the run.



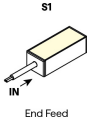
# ESSENTIALS FLUR™-ENCAPSULATED (03) RGB

## 24VDC Linear Fixtures - Recessed

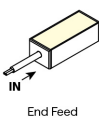
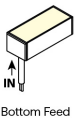
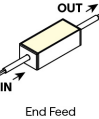
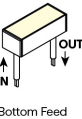


### RGB ENC LENGTHS BY INCH

#### EXACT LENGTH

Requested Length	Potential dim spot on either end of a S1 fixture 
12"	1"
13"	0.5"
14"	1"
15"	0.5"
16"	1"
17"	0.5"
18"	1"
19"	0.5"
20"	1"
21"	0.5"
22"	1"
23"	0.5"
24"	1"
36"	1"
48"	1"
60"	1"
72"	1"
84"	1"
96"	1"

#### OPTIMAL LENGTH

Requested Nominal Length	S1 & S2  End Feed	 Bottom Feed	P1 & P2  End Feed	 Bottom Feed
12"	10.51"		10.86"	
13"	12.51"		12.86"	
14"	12.51"		12.86"	
15"	14.51"		14.86"	
16"	14.51"		14.86"	
17"	16.51"		16.86"	
18"	16.51"		16.86"	
19"	18.51"		18.86"	
20"	18.51"		18.86"	
21"	20.51"		20.86"	
22"	20.51"		20.86"	
23"	22.51"		22.86"	
24"	22.51"		22.86"	
36"	34.51"		34.86"	
48"	46.51"		46.86"	
60"	58.51"		58.86"	
72"	70.51"		70.86"	
84"	82.51"		82.86"	
96"	94.51"		94.86"	

### COMPATIBLE POWER SUPPLIES

See power supplies cut sheets for more information. Data subject to change, all data has +/- 5% tolerance.

DIM TO LEVEL	INDOOR	OUTDOOR
	RGB	RGB
0.1%	QT-CAB-eLED+DALI-DT8 QT-CAB-eLED+DMX QTM-eLED+DALI-DT8 QTM-eLED+DMX QZ-DMX	Q-SET-QZ-DMX QOM-eLED+DALI-DT8 QOM-eLED+DMX QOM-eLED+PS-DALI-DT8 QZ-DMX
1%	QZ-DALI-DT8	Q-SET+QZ-DALI-DT8 QZ-DALI-DT8
10%	Non-Dim Power Supply with RGB App Dongle	



# ESSENTIALS FLUR™-ENCAPSULATED (03) RGB

24VDC Linear Fixtures - Recessed

DIMMING PROTOCOL	INDOOR	OUTDOOR
	RGB	RGB
DMX	QTM-eLED+DMX QZ-DMX	Q-SET-QZ-DMX QOM-eLED+DMX QZ-DMX
DALI-2: DT8	QT-CAB-eLED+DALI-DT8 QTM-eLED+DALI-DT8 QZ-DALI-DT8	Q-SET+QZ-DALI-DT8 QOM-eLED+DALI-DT8 QZ-DALI-DT8

## COMPATIBLE MOUNTING ACCESSORIES

HINGE - HMB-M

1.41" .71"

Adjustable mounting bracket - Medium

HINGE - HMB-L

1.46" 1.29"

Adjustable mounting bracket - Large

HINGE - HMB-XL

4" 1.46"

Adjustable mounting bracket - XLarge

Q-PIVOT

.75" 1.03"

Small mounting accessory

Q-ANGLE

2.23" 1.38"

Adjustable mounting accessory

## COMPATIBLE WIRING ACCESSORIES

Q-mini-J5

2.80" 2.27"

UL Listed, miniature junction box, DRY/DMP (WET rated with silicone)

## COMPATIBLE CONTROL ACCESSORIES

SCENE APP DONGLE

1.36" 2.58"

Wi-Fi or Bluetooth Connectivity

iQ-DMX-STICK-GA2

DMX controller for changing color & dimming

iQ-DMX-STICK-DE3

DMX controller for changing color & dimming

## COMPATIBLE APPS

NFC APP

Q-NFC

Read and write DMX addresses and adjust voltage